



The new council for
**NORTH
YORKSHIRE**

Skipton and Ripon Area Constituency Committee

9 March 2023

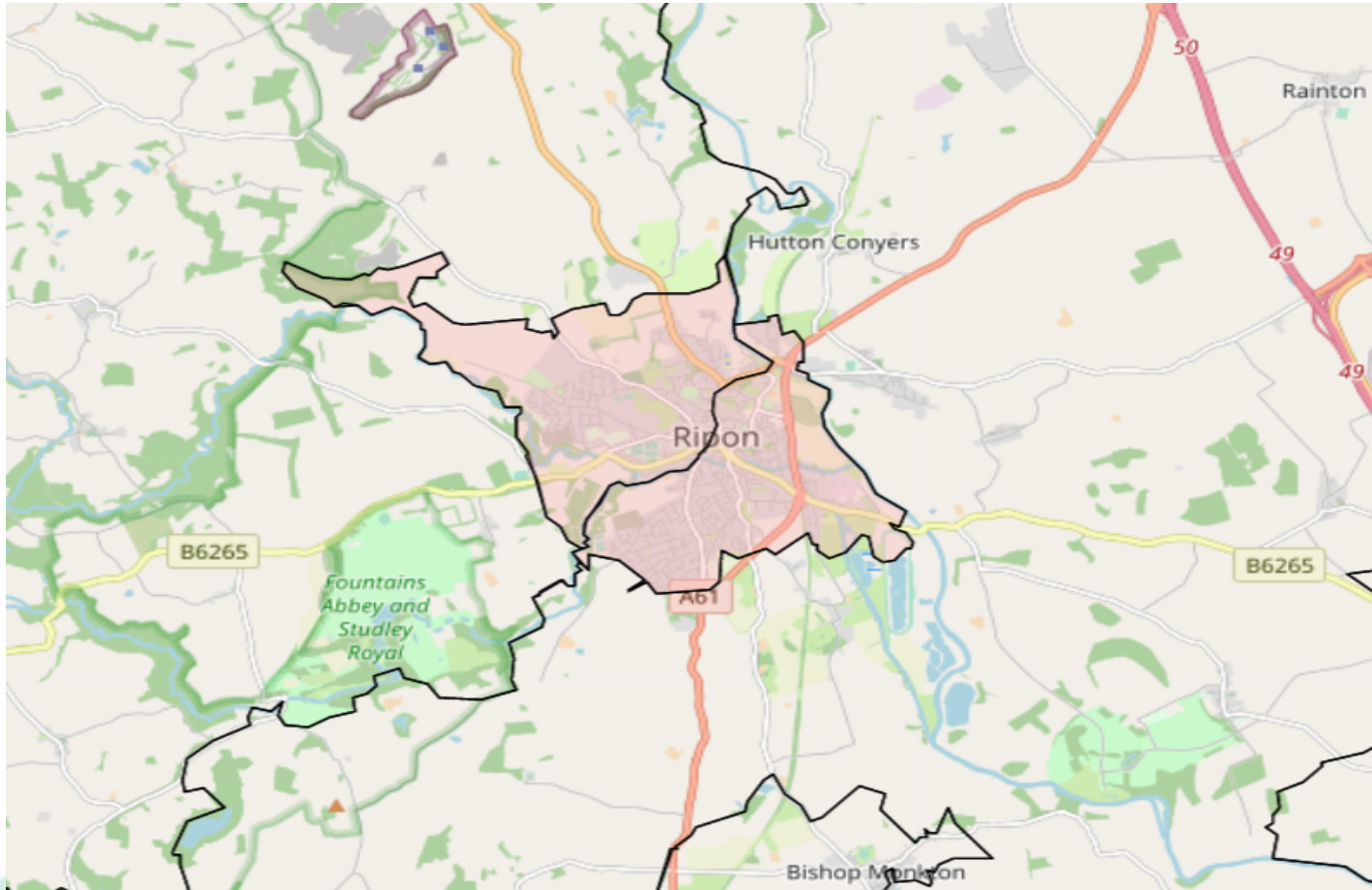
Focus on Ripon - what we'll cover:

- Ripon's economy and businesses
- Opportunities and future development in the Ripon area
- The new Economic Growth Strategy for North Yorkshire

Ripon's economy

*

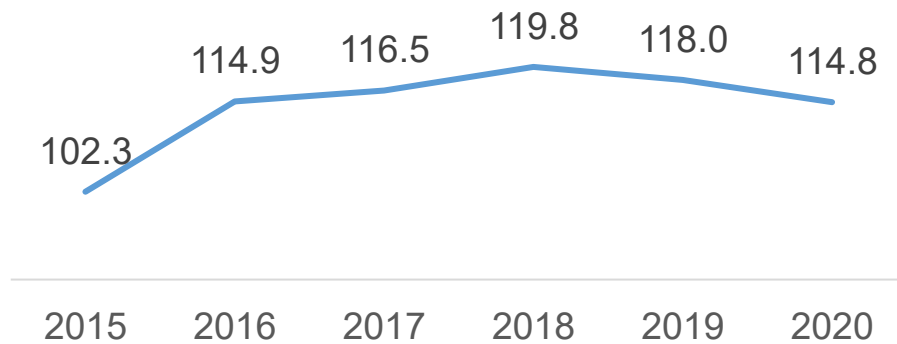
***Latest data available**



Ripon is based on two MSOAs (middle super output area) covering Ripon North & West and Ripon South & East.

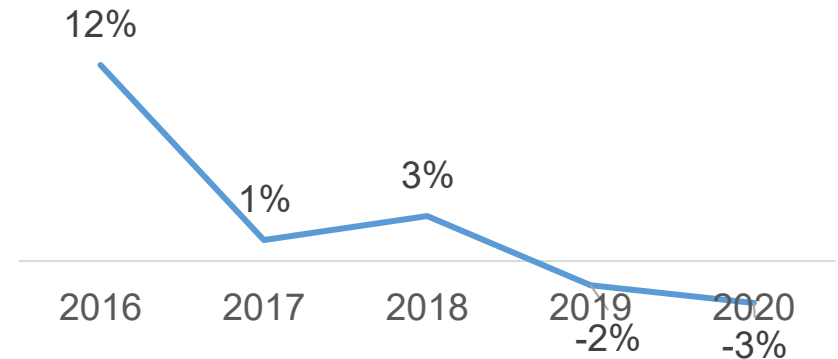
**Figure 1: Ripon GVA (£m)
2015-2020**

Source: ONS



**Figure 2: Ripon GVA (%
change), 2015-2020**

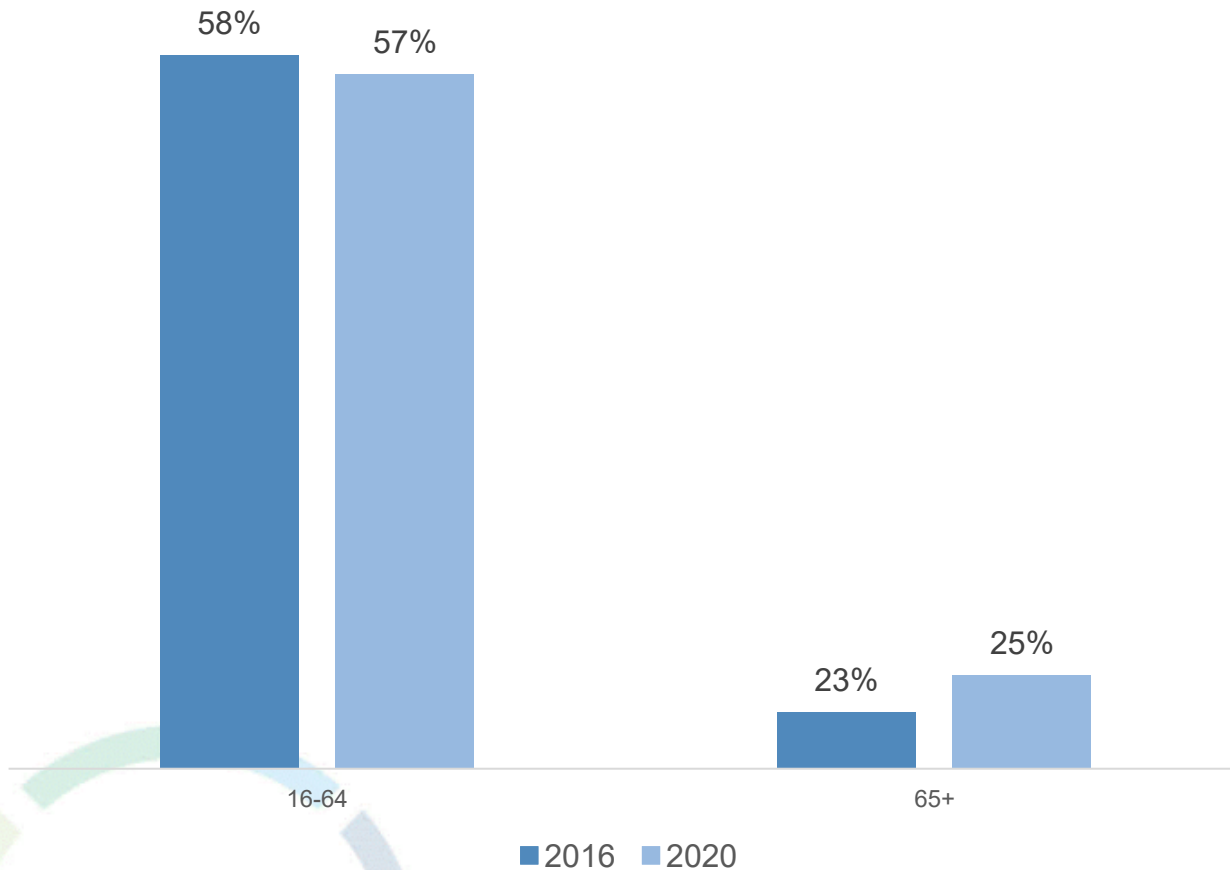
Source: ONS



- Ripon economy contracted by 3% in 2020 (= £3.2m) due to the Covid-19 pandemic.
- Harrogate District economy reduced by 10% (= £438m) which is comparable.
- The district's recovery in 2021 was slower (2%) than in Y&H (4%) and UK (5%).

**Figure 3: Ripon Population estimates,
16-64 and 65+ years (2016-2020)**

Source: ONS Mid-2020 population estimates



- Ripon has a resident population of 16,200 (2020)
- 25% of Ripon's population is aged 65+.
- Population (60+) for the Harrogate district:

31% in 2021 (19% in Y&H)

Projected to be 38% in 2031
(22% in Y&H).

Figure 4: Ripon MSOA total annual income £ (2018)

Source: ONS

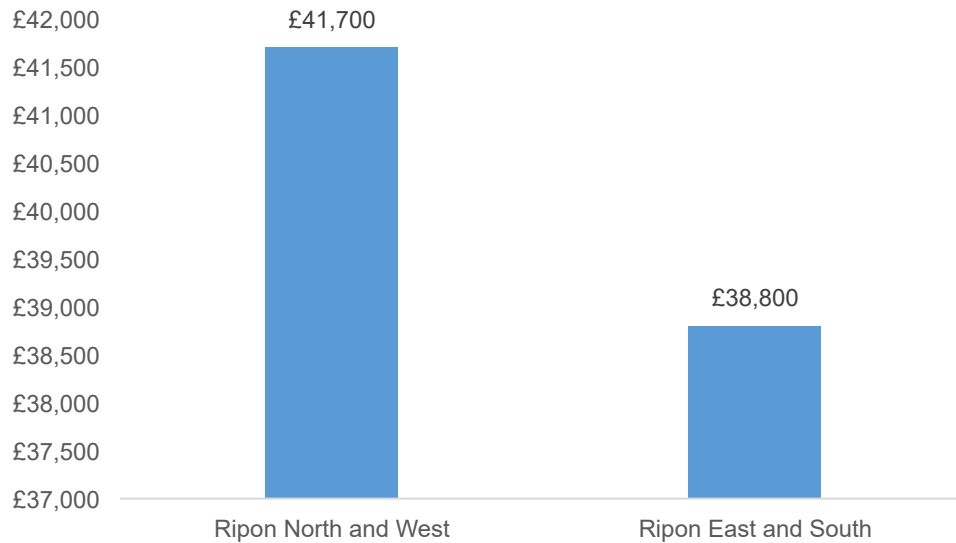
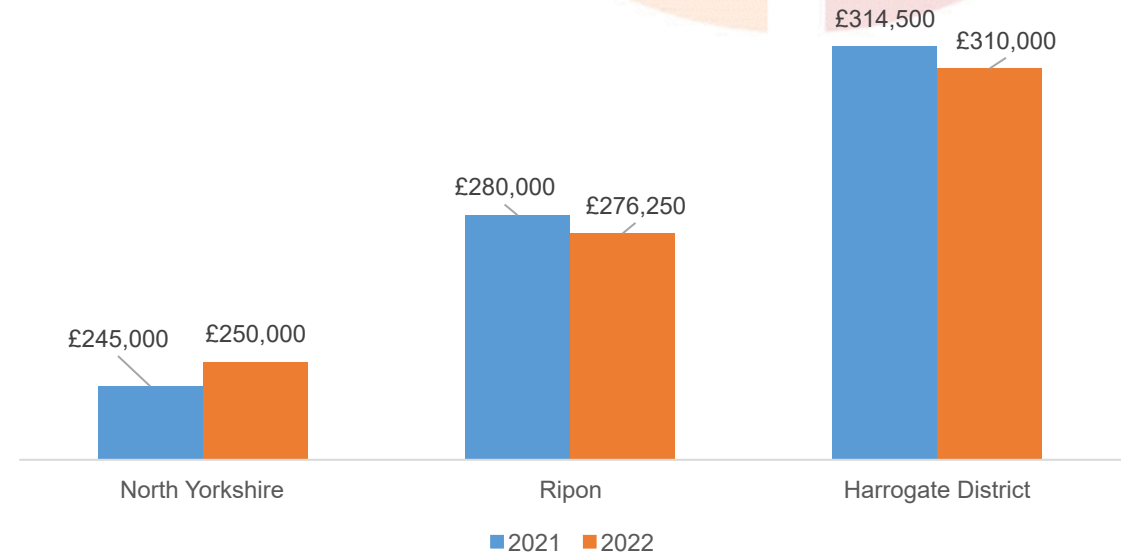


Figure 5: Median house price (2021-2022)

Source: HM Land Registry



- Median house prices in Ripon are 10% (£26,250) higher than for North Yorkshire.
- In 2020 the Harrogate district had the highest ratio of house price to earnings in the north of England, at 10.19

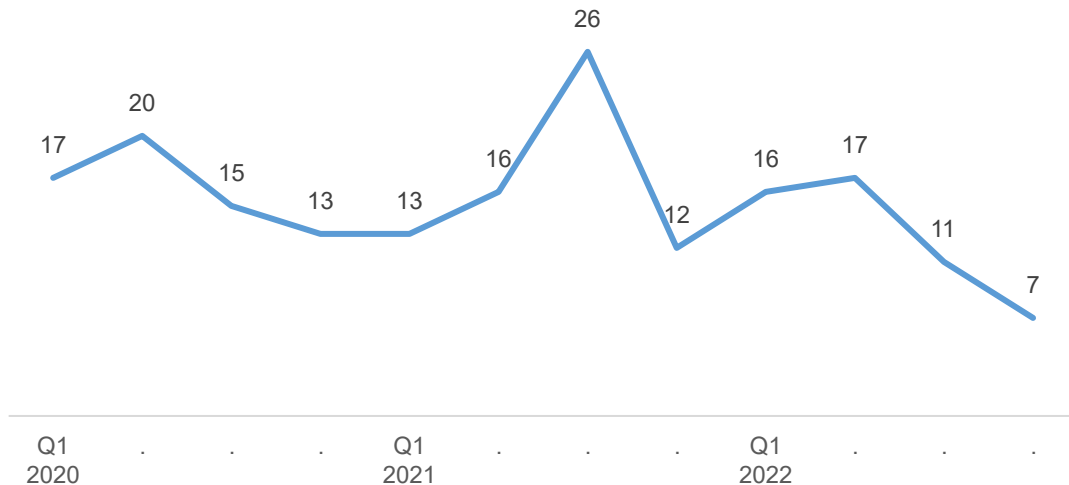
Figure 6: Enterprise count by Broad Industrial Group (2022)

Source: IDBR

| | Skipton and Ripon (number) | Location Quotient (compared against Harrogate District) | Skipton and Ripon (%) | Harrogate District (%) | Y&H (%) | UK (%) |
|--|----------------------------|---|-----------------------|------------------------|---------|--------|
| Agriculture, forestry & fishing | 1485 | 1.98 | 23% | 11% | 6% | 5% |
| Professional, scientific & technical | 790 | 0.68 | 12% | 18% | 6% | 7% |
| Construction | 765 | 1.09 | 12% | 11% | 4% | 4% |
| Accommodation & food services | 430 | 1.16 | 7% | 6% | 2% | 2% |
| Retail | 425 | 0.94 | 6% | 7% | 7% | 8% |
| Business administration & support | 425 | 0.8 | 6% | 8% | 0.3% | 0% |
| Production | 350 | 1.03 | 5% | 5% | 4% | 4% |
| Arts, entertainment, recreation & other services | 350 | 0.93 | 5% | 6% | 13% | 16% |
| Property | 280 | 0.77 | 4% | 6% | 2% | 2% |
| Wholesale | 250 | 0.85 | 4% | 4% | 5% | 7% |
| Information & communication | 245 | 0.72 | 4% | 5% | 8% | 6% |
| Health | 180 | 0.81 | 3% | 3% | 7% | 5% |
| Motor trades | 160 | 0.87 | 2% | 3% | 4% | 4% |
| Transport & storage | 160 | 1.37 | 2% | 2% | 9% | 8% |
| Finance & insurance | 120 | 0.66 | 2% | 3% | 4% | 3% |
| Education | 75 | 0.66 | 1% | 2% | 13% | 14% |
| Public administration and defence | 50 | 1.28 | 1% | 1% | 7% | 6% |

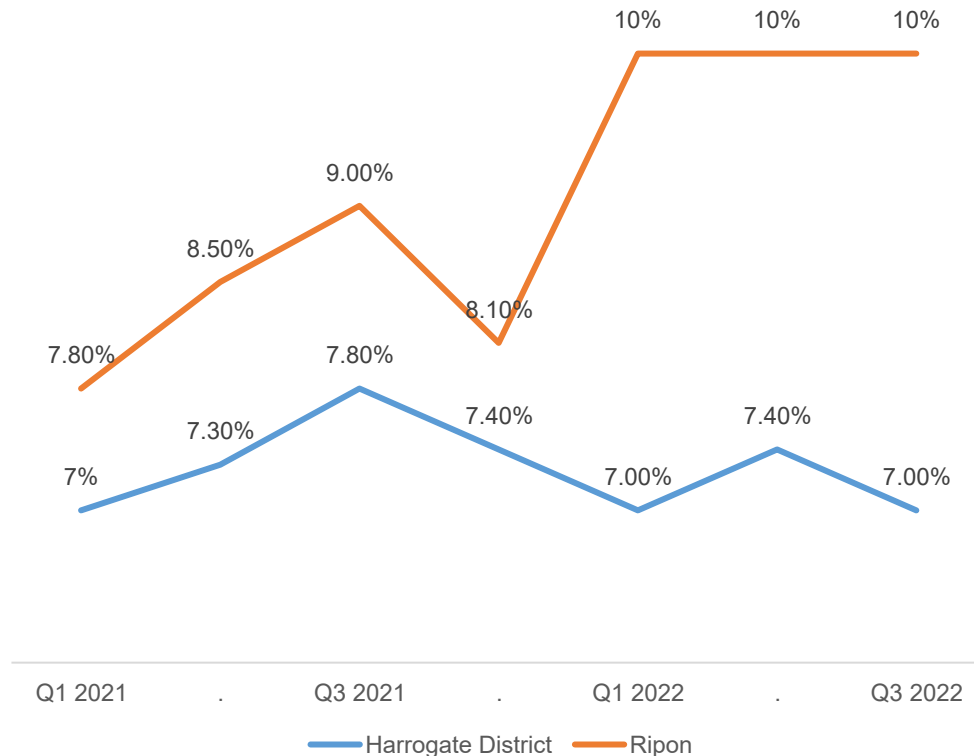
New business start-ups in Ripon (2020-2022)

Source: Banksearch Consultancy



- Average of 15 new business start-ups per quarter, over the past two years.
- Highest number of start-ups was in summer 2021 = 26
(12% of Harrogate District total).

Retail vacancy rates (Apr 2021-Dec 2022)
Source: Harrogate Borough Council



- Ripon has nearly 260 retail units, of which 10% are currently vacant.
- Ripon Business Improvement District (BID) is a pro-active partnership, working to attract visitors to the area and support local businesses.

Businesses and sectors

- Key sectors
- Supporting innovation and growth

Food Manufacturing: Sturdy Foods

- Based at Barker Business Park
- Employing 14 people
- Grown from 'starter unit' to their own purpose-built production facility on the same site

 SF
STURDY
FOODS



High growth employer: Farmison & Co, Ripon

- Butchery and meat wholesaler/retailer
- Relocated in 2019, investing in redevelopment of nearby, vacant building.
- Company has since grown from employing approx. 25 people to around 100.



Established key employer: Econ Engineering, Ripon

- The UK's leading manufacturer of salt gritters and highway maintenance vehicles.
- Operating for over 50 years, employing over 220 people in Ripon.
- Expansion to a new site at Sowerby



Growing business sector: Additive X

- Company employing around 35 people, operating as a leading UK supplier of 3D printers and additive manufacturing equipment.
- Well established business (formerly Express Group) that has diversified and adapted, as consumer demand has changed.



OFFICIAL



Growing business sector: Full Circle Events & Exhibitions

- Full Service Events Supplier and exhibition stand builders.
- Around 25 people who work from the Ripon factory and offices, and looking to recruit more staff.



Workspace example: Phoenix Business Park

- Council owned workspace of 26 units
- New build and refurbishment in response to demand
- Attracting new, relocating and growing businesses



Opportunities and future development

Opportunities: Economic Enablers and Assets

- Public Wi-Fi and superfast broadband
- Location to the A1(M)
- Active city centre e.g. Ripon BID
- Co-ordinated, local business support services

Opportunities: Economic Enablers and Assets

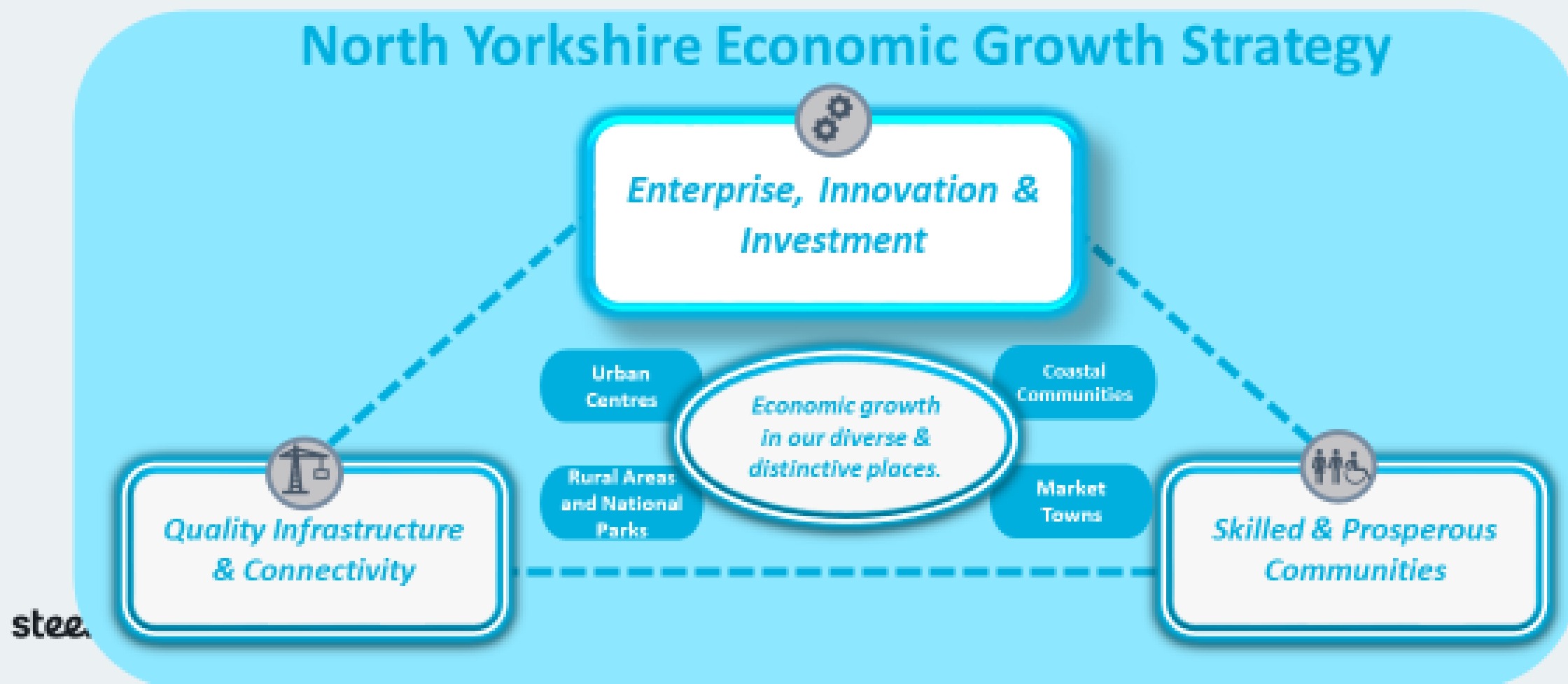
- Shared Prosperity Fund
- Extending access to skills and training
- Ripon renewal area focus
- Redevelopment of Ripon Barracks to Clothierholme

Economic Growth Strategy for North Yorkshire

- New Economic Growth Strategy for North Yorkshire
- Driving up economic growth and productivity
- Initial SWOT, evidence review and consultation completed
- Emerging Strategic Framework recently agreed

Emerging Pillars

'Enterprise, Innovation & Investment' sits at the heart of North Yorkshire's Economic Growth Strategy. The Strategy also recognises the importance of delivering 'Quality Infrastructure & Connectivity' and enabling 'Skilled & Prosperous Communities' in driving up economic growth and living standards. The opportunities and challenges around each of these three pillars are considered across North Yorkshire's diverse and distinctive places.



Next steps:

- Further analysis of key sectors and asset mapping
- 1:1 consultation and theme/sector workshops in March and April
- Detailed development and approval of Strategy through to Summer

Q & A